



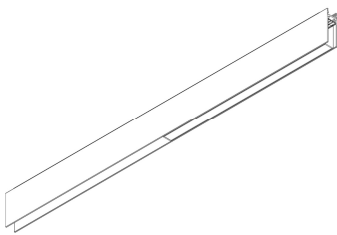
X25WW

Instruction of installation:

- Read the instructions carefully before installation and commissioning.
- The safety of the device can only be guaranteed on condition that to be respected the following instructions, both stages of installation and use therefore it is highly recommended to keep them.
- When installing, always observe the national installation and accident prevention regulations.
- Installation and commissioning may only be carried out by authorized specialists.
- The device cannot be in any case modified or forced, any modification might jeopardize the safety system making it dangerous. LiteMatrix declines any responsibility on modified products



FOR INDOOR USE ONLY!



ATTENTION: Products should be used together with TRACKS provided by LiteMatrix.

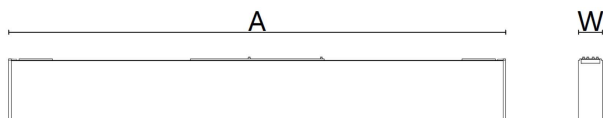


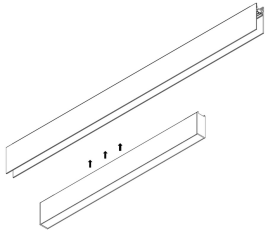
Table 1 - Parameter

Description	A	W	Weight	Finish
	mm	mm	kg	
X25WW	505	24.5	0.7	White/ Black

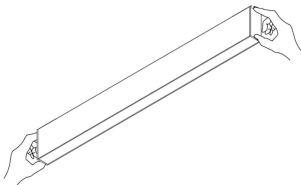
- Lateral air space under EN 60598: The lateral distance between the surface of the luminaire and any parts of the building must be no less than 50mm.
- Please DO NOT exceed the load-bearing of ceilings.
- Recommended mounting and using environment: Ta=25°C.

Installation

1. During the installation, make sure the power supply is disconnected. Put on gloves and operate in dry environment
2. Put the luminaire into track



3. Remove the luminaire from track by hand



4. DO NOT move luminaires straightly in the track



Cleaning

Always clean carefully using a soft cloth and a commercially available, pH-neutral, alcohol-free, non-abrasive cleaning agent.

Disposal



In accordance with EU Directive WEEE (Waste Electrical and Electronic Equipment), luminaires must not be disposed of with other household waste. At the end of their life, luminaires must be taken to the appropriate local facility available for the disposal or recycling of electronic products.